



# PICOLO™ series

*High-Quality Video Capture Boards*

PCI EXPRESS™



**PICOLO Alert  
Compact PCIe™**

**PICOLO  
Diligent Plus™**  
MPEG-4 on-board compression

**NEW  
PICOLO  
V16 H.264™**  
H.264 on-board compression

## PICOLO™ series

PICOLO™ – PICOLO Junior 4™ – PICOLO Pro 2™ – PICOLO Pro 3™ – PICOLO Tympo™ – PICOLO Tetra™  
PICOLO Alert™ – PICOLO Alert PCIe™ – PICOLO Alert Compact™ – PICOLO Alert Compact PCIe™  
PICOLO Diligent™ – PICOLO Diligent Plus™ – PICOLO V16 H.264™

[www.euresys.com](http://www.euresys.com)  
[info@euresys.com](mailto:info@euresys.com)

© Copyright 2009 Euresys s.a. Belgium. Euresys® is a registered trademark of Euresys s.a. Belgium.  
Other product and company names listed are trademarks or trade names of their respective manufacturers.  
Euresys reserves the right to modify product specifications and price without previous notice.



PICOLO™

PICOLO Junior 4™

PICOLO Pro 2™

PICOLO Pro 3™

PICOLO Tygo™


PICOLO Tetra™

PICOLO Alert™  
PICOLO Alert PCIe™

PICOLO Alert Compact™  
PICOLO Alert Compact PCIe™

PICOLO Diligent™  
PICOLO Diligent Plus™

PICOLO V16 H.264™



# The PICOLO™ series

  
**EURESYS™**  
Excellence in Vision

# The PICOLO™ series Comparison Chart

## Video Acquisition Boards

	<b>PICOLO Junior 4</b>	<b>PICOLO Pro 2</b>	<b>PICOLO Pro 3</b>	<b>PICOLO Tymo</b>	<b>PICOLO Tetra</b>	<b>PICOLO Alert PCIe</b>	<b>PICOLO Alert Compact PCIe</b>
<b>PCI interface (s)</b>	32-bit, 33 MHz PCI	32-bit, 33 MHz PCI	32-bit, 33 MHz PCI	32-bit, 66 MHz PCI	64-bit, 66 MHz PCI	64-bit, 66 MHz PCI or PCI Express x1	64-bit, 66 MHz PCI or PCI Express x1
<b>Video resolution</b>	Square - Broadcast QCIF => Full D1	Square - Broadcast QCIF => Full D1	Square - Broadcast QCIF => Full D1	Square - Broadcast QCIF => Full D1	Square - Broadcast QCIF => Full D1	Square - Broadcast QCIF => Full D1	Square - Broadcast QCIF => Full D1
<b>Video acquisition rate</b> <small>fps= fields per second ips= images per second</small>	Up to 50/60 fps, up to 25/30 ips	Up to 50/60 fps, up to 25/30 ips	Up to 50/60 fps, up to 25/30 ips	Up to 200/240 fps, up to 100/120 ips	Up to 200/240 fps, up to 100/120 ips	200/240 fps, up to 100/120 ips constantly available	200/240 fps, up to 100/120 ips constantly available
<b>Nr. of real time cameras</b> <small>per board</small>	1	1	1	4	4	4	4
<b>Max. cameras</b> <small>per board</small>	4	4	4 + 12*	16	16	16	16
<b>S-Video inputs</b>	-	-	-	4	-	-	-
<b>Video acquisition type</b>	Real-time => Switching	Real-time => Quick switching	Real-time => Quick switching	Real-time => Quick switching	Real-time => Quick switching	Real-time => Digital switching Two simultaneous streams per camera	Real-time => Digital switching Two simultaneous streams per camera
<b>Hardware compression</b>	-	-	-	-	-	-	-
<b>Video input connector</b>	4 BNC	4 BNC	4 BNC for 2 Modules Pro 3	HD44F 2 PH40M	4 BNC 3 PH10M	4 BNC 4 PH10M	HD44F -
<small>On the bracket Internally 75-Ohm termination resistor</small>	<i>Internal jumpers</i>	<i>Internal jumpers</i>	<i>Internal jumpers</i>	<i>Internal jumpers</i>	<i>Plano-switches</i>	<i>Plano-switches</i>	<i>Plano-switches</i>
<b>Video output</b>	-	-	-	1 selected with cascade input	4	-	-
<b>Size</b>	121 x 70 mm 4.76 x 2.76 in	121 x 85 mm 4.76 x 3.34 in	125 x 107 mm 4.92 x 4.21 in	Low profile Half length	Full height Half length	Full height Half length	Full height Half length
<b>Input Output Lines</b>							
<b>I/O connector(s)</b> <small>On the bracket Internally</small>	DB9F -	PH16M -	RJ45F PH10M for MIO Link	PH20M -	PH16M, PH10M for MIO Link	PH20M -	PH20M -
<b>Max I/O lines</b>	4	13	5 + 40**	9 professionals 4 contact-closure 5 solid-state relay	13 + 40**	9 professionals 4 contact-closure 5 solid-state relay	9 professionals 4 contact-closure 5 solid-state relay
<small>On-board input lines On-board output lines On-board bidirectional lines</small>	-	-	-	-	-	-	-
<b>Serial I/O port</b>	4 TTL	13 TTL	5 TTL	-	13 TTL	-	-
<b>Watchdog</b>	-	-	1 RS485	-	-	-	-
<b>Modules and Accessories</b>							
<b>MIO I/O Module</b>	-	-	✓	-	✓	-	-
<b>VEB Video Expansion Bracket</b>	-	-	-	-	3 for video in 1 for video out	3 for video in	-
<b>Module Pro 3</b>	-	-	✓	-	-	-	-
<b>Spider cable Connectors: HD44M - 16 BNC</b>	-	-	-	✓	-	-	✓
<b>Drivers</b>							
<b>MultiCam for Windows® for Linux programming languages</b>	✓	✓	✓	✓	✓	✓	✓
<b>Euresys DirectShow filters</b>	✓	✓	C, C++, .NET classes and ActiveX controls	✓	✓	✓	✓

\*With 1 additional Module 12 Pro 3 or 3 additional Module Pro 3 \*\*Up to 20 optically isolated Input lines and 20 relay output lines with 5 additional MIO modules

# Video Acquisition and Compression Boards

**NEW**

	<b>PICOLO Diligent</b>	<b>PICOLO Diligent Plus</b>	<b>PICOLO V16 H.264</b>
<b>PCI interface (s)</b>	64-bit, 66 MHz PCI	PCI Express x1	PCI Express x1
<b>Video resolution</b>	Broadcast QCIF => full D1	Broadcast QCIF => full D1	Broadcast 4CIF, 2CIF, CIF, QCIF
<b>Video acquisition rate</b> <small>fps= fields per second ips=images per second</small>	200/240 fps, 100/120 ips constantly available	200/240 fps, 100/120 ips constantly available	400/480 ips
<b>Nr. of real time cameras per board</b>	4	4	16
<b>Max. cameras per board</b>	4	4	16
<b>S-Video inputs</b>	-	-	-
<b>Video acquisition type</b>	Real-time, Simultaneous compressed and formatted streams per camera	Real-time, Simultaneous compressed and formatted streams per camera	Real-time, Simultaneous compressed and formatted streams per camera
<b>Hardware compression</b>	MPEG-4 Part 2	MPEG-4 Part 2	H.264 (MPEG-4 Part 10): Baseline Profile (Level 3)
<b>Video input connector</b>	4 BNC	4 BNC	HD44F Internal headers Internal slides-switches
<small>On the bracket Internally 75-Ohm termination resistor</small>	Internal headers Piano-switches	Internal headers Piano-switches	Internal headers Internal slides-switches
<b>Video output</b>	1 selected with cascade capability	1 selected with cascade capability	1 selected with cascade capability
<b>Size</b>	Full height Half length	Full height Half length	Full height Half length
<b>Audio</b>			
<b>Line-level analog audio input Internal connector</b>	- -	- -	16 HH34M
<b>Input Output Lines</b>			
<b>I/O connector(s) On the bracket Internal</b>	- -	PH20M	HH34M, PH4M
<b>Max I/O lines</b>	-	9 professional 4 contact-closure 5 solid-state relay	32 professional 16 contact-closure 16 solid-state relay
<small>On-board input lines On-board output lines On-board bidirectional lines</small>	-	-	-
<b>Serial I/O port</b>	-	-	-
<b>Watchdog</b>	-	✓	✓
<b>Modules and Accessories</b>			
<b>MIO I/O Module</b>	-	-	-
<b>VEB Video Expansion Bracket</b>	-	-	-
<b>Module Pro 3</b>	1 for video out	1 for video out	-
<b>Spider cable</b>	-	-	-
<small>Connectors: HD44M - 16 BNC</small>	-	-	✓
<b>Drivers</b>			
<b>MultiCam for Windows® for Linux programming languages</b>	✓ ✓	✓ ✓	- -
<b>Euresys DirectShow filters</b>	C, C++, .NET classes and ActiveX controls	C, C++, .NET classes and ActiveX controls	C++ and C++/CLI
	✓	✓	Picolo V16 H.264 DirectShow driver

\*With 1 additional Module 12 Pro 3 or 3 additional Module Pro 3 \*\*Up to 20 optically isolated input lines and 20 relay output lines with 5 additional MIO modules



# Common Features

The Euresys Pico boards are **top-quality video acquisition boards** compatible with standard PAL or NTSC cameras. They are dedicated to high-end applications in the fields of video surveillance and security, or entry-level applications in the field of machine vision such as quality control and production monitoring. These boards faithfully digitize the video signal provided, offering **perfect image fidelity** to make the most of the data provided by a camera.

## Acquisition

- **Standards:** color (PAL, NTSC), monochrome (CCIR, EIA)
- **Image size**
  - Broadcast resolution: up to 720 x 488 NTSC / EIA, 720 x 576 PAL / CCIR
  - Square pixels: up to 640 x 488 NTSC / EIA, 768 x 576 PAL / CCIR  
*The Pico Diligent and V16 H.264 boards support only broadcast resolutions*
  - Frame, field, CIF, QCIF and custom image formats  
*In the broadcast resolution, the Pico V16 H.264 supports the 4CIF, 2CIF, CIF and QCIF formats.*
  - Possible horizontal and vertical hardware scaler
  - Possible built-in arbitrary cropping to a rectangular Region Of Interest  
*Except for the PicoV16 H.264*
- **Image adjustments such as video contrast, brightness, color saturation and hue** - NTSC only -
- **Wide range of boards with various possible number of camera**
  - Real-time acquisition from one to 16 cameras
  - Quick acquisition switching for up to 16 cameras



## Storage

- **Image format storage:** numerous color or monochrome formats are available including all popular color formats such as RGB, YUV, planar or packed. For a complete list, consult the Pico series product page on [www.euresys.com](http://www.euresys.com).
- **Direct capture** of individual frames as well as video sequences to PC memory

## On-board Compression

- **Pico Diligent boards:** four MPEG-4 compression chips
- **Pico V16 H.264:** H.264 real-time compression on 16 video inputs

## Synchronization

A fully digital technique is used to synchronize the digitizer operation on the incoming video signal. This ensures a **stable and robust operation** despite the varying video conditions. The Euresys video capture boards robustly support poor video signals issued by a low-end VCR. When using high-quality video surveillance cameras, the acquisition performance is exemplary, as demonstrated by a jitter figure in the nanosecond range.

## Bitmap Image Formats

Before storing the acquired image into the destination memory buffer, a pixel format conversion takes place in real-time. Numerous color or monochrome formats are available such as packed RGB32, RGB24, RGB16, RGB15, YCrCb 4:2:2, YCrCb 4:1:1, Y8 or such as planar YCrCb 4:2:2, YCrCb 4:1:1, YCrCb 4:2:0, YCrCb 4:1:0, YCbCr 4:2:0, YCbCr 4:1:0.

## Bus Mastering

All Euresys boards are **PCI bus mastering** agents that directly store the acquired images into the PC physical memory without CPU involvement. As a **unique feature**, the Euresys capture boards automatically recover the **scatter-gather** virtual memory mapping to present the data as a regular bitmap image in a user allocated memory buffer.

# PICOLO Tymo™

**Compact and Cost-effective Video Capture Board with 16 Inputs**

**16 video inputs - up to 200 / 240 fps**  
**One compact HD-44 video connector plus the corresponding internal header**  
**Form factor: Conventional PCI 32-bit, 66 MHz, 3V or 5V signaling**  
**Small PCB size with low profile and regular brackets**



Fitted with four color video digitizers, the PicoLO Tymo acquires four real-time image sequences in parallel from composite or S-Video cameras.

## Single HD-44 Video Input Connector for 16 Video Inputs

The choice of a single connector for multiple and various video inputs is cost-effective and allows customized and robust integrations.

**A Spider Cable** equipped with an HD44M connector and 18 BNC is available separately for a straightforward evaluation of the board.

### Sixteen composite video inputs, 4 S-Video inputs among them

4 high-quality S-Video cameras can be connected for real-time acquisition with full resolution. A mix of composite and S-Video cameras can be connected as long as only one s-Video camera is connected to a single digitizer.

**One video output** to take advantage of standard video monitors often available in video surveillance systems.

**One cascade video input** to echo the signal available on any of the video inputs of any PicoLO Tymo board in the system.



## 9 Professional I/O Lines and a Configurable Hardware Watchdog

**On an internal 20-pin header:**

### 4 professional input lines

- Contact-closure inputs that can be directly connected to:
  - ✓ Switches
  - ✓ Relays
  - ✓ Opto-coupled devices
  - ✓ 5V or TTL output
  - ✓ 12V or 24V output
- Providing a very high common-mode immunity

### 5 professional output lines

- Solid-state relay outputs that can be directly connected to:
  - ✓ Relays
  - ✓ Opto-coupled devices
  - ✓ TTL inputs with pull-up or pull-down resistor

**Direct connection to various kinds of devices**

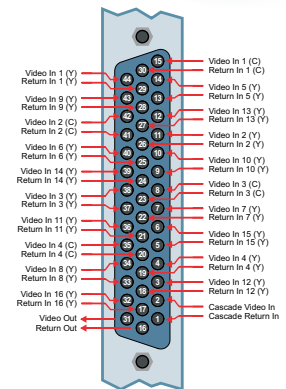
**Trigger, strobe, interface to alarm systems, ...**

**Not sensitive to polarity**

**Software Different types of MultiCam drivers are available**

- **Multicam for Microsoft Windows 32-bit** (Windows XP®, Server 2003® and Vista®)
- **Multicam for Linux:** designed to be distribution independent with the kernels 2.6.18 and 2.6.24, x86 platforms  
 Red Hat Enterprise Linux 5.2 is the only distribution validated and for which support is provided
- **Programming languages** C, C++, .NET classes and ActiveX controls

**Euresys dedicated DirectShow filters**



Camera connector HD44F




# PICOLO Alert™ boards

Ultra-fast Multiple-channel Video Capture Boards

**16 video inputs - 200 / 240 fps constantly available**

**Simultaneous capture and preview functions - Proprietary video-surveillance FPGA -**

**Form factors: Conventional PCI 64 bit, 66 MHz, 3V or 5V signaling  
PCI Express Full-height, half-length, x1**



## PICOLO Alert™ PICOLO Alert PCIe™


### Video input connectors

4 BNC on the board bracket

4 internal on-board headers

VEB -Video Expansion Brackets- compatible

- 12 additional inputs connected internally with 3 VEB
- 4 cameras connected on the board BNC connectors



## PICOLO Alert Compact™ PICOLO Alert Compact PCIe™

### One compact HD-44 video connector

On the bracket:

- 16 video inputs
- Compatible with the PicoLO Tymo HD-44 connector
- A Spider Cable, equipped with an HD44M and BNC connectors, is available separately on request for a straightforward evaluation of the board.



Equipped with the Euresys video-surveillance FPGA, they are able to acquire images from up to sixteen independent cameras with a total digitizing power of 200 / 240 fps constantly available. The user is free to share this digitizing power between the sixteen channels, according to the requirements of the application.

## 16 Video Inputs

### 200 / 240 fps constantly available

This is not a peak value! As a unique feature, the Alert boards offer the ability to share a total digitizing power of 200 / 240 fields per second (100 / 120 ips) among the sixteen video channels without switching delay.

PAL / NTSC cameras	4-camera configuration		16-camera configuration	
	/board	/camera	/board	/camera
Cifs or Field/s	200 / 240	50 / 60	200 / 240	12.5 / 15
Image/s	100 / 120	25 / 30	100 / 120	6.25 / 7.5

### - Automatic removal of interlacing artefacts in field mode

- **A large frame store** for an automatic and smooth regulation of the frame rate in case of a system overuse of the PCI bus. This frame store also ensures a non disruptive image delivery to the PC memory regardless of PCI bus latencies.

- **Stable images regardless of video parity:** thanks to the Euresys video-surveillance FPGA, the PicoLO Alert boards process the acquired images on the fly eliminating all issues related to the parity management without requiring any processing power from the PC.

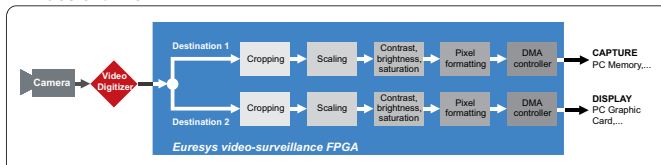
### An independently programmable frame rate and acquisition parameters for each video input

The user is able to choose the applied frame rate according to the requirements of the application. A maximum of four real-time channels can run simultaneously. The image acquisition is fully configurable for image resolution, pixel size, cropping, scaling, contrast, brightness, saturation, storage format... The commonly used size formats are predefined: QCIF, CIF, Field and Frame, with square pixels or broadcast resolution.

### Two independent and simultaneous destinations for each video channel leading to 32 video output streams.

Each camera independently delivers data to two different memory locations in the PC, including the graphic card, for simultaneous capture and preview functions. Both are fully configurable for acquisition rate, image resolution, cropping, scaling, contrast, brightness, saturation, storage format...

A video channel



## 9 Professional I/O Lines and a Configurable Hardware Watchdog - identical to the PicoLO Tymo -

### Software Different types of MultiCam drivers are available

- **Multicam for Microsoft Windows 32-bit** (Windows XP®, Server 2003® and Vista®)

- **Multicam for Linux:** designed to be distribution independent with the kernels 2.6.18 and 2.6.24, x86 platforms

Red Hat Enterprise Linux 5.2 is the only distribution validated and for which support is provided

- **Programming languages** C, C++, .NET classes and ActiveX controls

**Euresys dedicated DirectShow filters**



# PICOLO Diligent™ boards

Full D1 Video Capture and MPEG-4 Compression Boards

- 4 video inputs - 200 / 240 fps constantly available
- Simultaneous capture and preview functions - Proprietary video-surveillance FPGA -
- Compression: real-time MPEG-4 acquisition in full D1 format
- Image format: broadcast resolution
- One selected video output with cascading capability




## PICOLO Diligent™

**Conventional PCI**  
64 / 32 bits, 66 / 33 MHz, 3V or 5V signaling -



## PICOLO Diligent Plus™

**9 professional I/O lines**  
- identical to the Pico Tymo -  
**Configurable hardware watchdog**  
**PCI Express** Full-height, half-length, x1



PCI EXPRESS

The Pico Diligent are 4-channel video capture and MPEG-4 compression boards. Equipped with the Euresys video-surveillance FPGA, the Diligent boards are able to acquire images from up to four independent cameras and simultaneously transfer the full D1 MPEG 4 streams and the full D1 uncompressed video images at 25 / 30 frames per sec from all four cameras.

## 4 Real-Time Video Inputs

### MPEG-4 Part 2 on-board compression

The Pico Diligent boards are equipped with four MPEG-4 compression chips. The MPEG-4 output format complies with the Single Profile @ Level3 and is compatible with the Microsoft® codec MP4S and the DivX codec DX50.

- Enhanced motion adaptive de-interlacing functions
- Programmable Group Of Pictures structures and sizes
- Advanced MPEG bit-rate control (CBR/VBR) from 1Kbps to 6 Mbps

### As the Pico Alert boards, the Pico Diligent features:

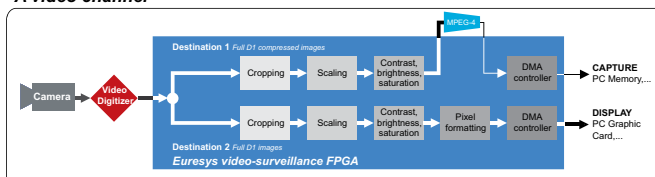
- Automatic removal of interlacing artefacts in field mode
- A large frame store
- Stable images regardless of video parity

### An independently programmable frame rate and acquisition parameters for each video input

The user is able to choose the applied frame rate according to the requirements of the application. A maximum of four real-time channels can run simultaneously. The image acquisition is fully configurable for image resolution, pixel size, cropping, scaling, contrast, brightness, saturation, storage format... The commonly used size formats are predefined: **QCIF, CIF, Field and Frame**, with **broadcast resolution**.

**Two independent and simultaneous destinations per video channel: real-time full D1 preview and simultaneous full D1 compressed** leading to a total of 8 video output streams for recording or broadcasting.

A video channel



**Video Inputs Connectors** **On the bracket:** four robust BNC connectors  
**Internally:** a four-video inputs header

**Video Output** A video output is available to display the different sources one at a time. The customer directs to an analog monitor one of the four video inputs or the fifth cascade input. This cascade input allows to select a video source coming from other Pico Diligent boards installed in the same system.

## Software Different types of MultiCam drivers are available

- **Multicam for Microsoft Windows 32-bit** (Windows XP®, Server 2003® and Vista®)
- **Multicam for Linux:** designed to be distribution independent with the kernels 2.6.18 and 2.6.24, x86 platforms  
Red Hat Enterprise Linux 5.2 is the only distribution validated and for which support is provided
- **Programming languages** C, C++, .NET classes and ActiveX controls

**Euresys dedicated DirectShow filters**







# PICOLO V16 H.264™

NEW

Capture and H.264 Compression Board for 16 Video Inputs with Audio Capability

- 16 video inputs PAL or NTSC
- H.264 on-board compression, 400/480 ips at full resolution (25/30 ips x 16)
- Precise hardware controlled time stamping
- One selected video output with cascade capability
- Form factor: PCI Express x1 full-height, half-length



The PicoLO V16 H.264 is an outstanding video capture board featuring real-time H.264 on board compression for 16 video channels with audio capability. Each video input delivers simultaneously a formatted and compressed video stream. Both streams are independently configurable.

## 16 Real-Time Video Inputs

400/480 ips at full resolution (25/30 ips x 16)

An independently programmable frame rate and acquisition parameters for each of the 16 video inputs

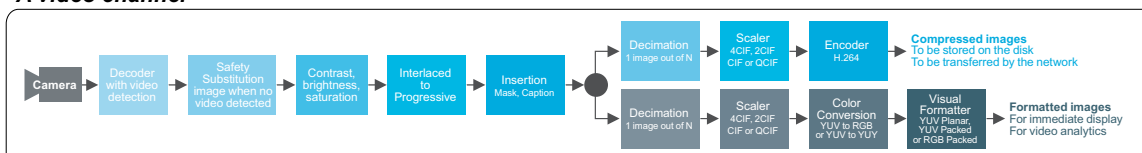
- Contrast, brightness and saturation controls available
- Video presence detection
- Overlay caption text up to 2 lines of maximum 47 characters displayed as small rectangles on 4 pre-defined positions (corners) or anywhere in the active area (custom)
- Privacy masking regions up to 4 rectangular regions can be masked and colored in black

## H.264 On-Board Compression

- H.264 (MPEG-4 Part 10) Baseline Profile (Level 3)
- A compression standard offering high image quality on top of low bit rate and low storage requirement

Two independent and simultaneous destinations - a H.264 compressed and a formatted- for each video channel leading to 32 video output streams. It allows to capture the compressed stream and simultaneously to preview the formatted stream for each video channel. - subject to PC bus available bandwidth -

A video channel



## Independently configurable functions on both streams

### Compressed stream configurations

Full resolution and full frame rate possible up to 2.0 Mbps per acquisition channel

- Resolution settings: ✓ 4CIF: 704 x 576 (PAL) or 704 x 480 (NTSC) ✓ CIF: 352 x 288 (PAL) or 352 x 240 (NTSC) ✓ 2CIF: 704 x 288 (PAL) or 704 x 240 (NTSC) ✓ QCIF: 176 x 144 (PAL) or 176 x 112 (NTSC)
- Configurable reduction of the frame rate
- Configurable bit rate control: ✓ CPQ - constant picture quality - ✓ CBR - constant bit rate - ✓ VBR - variable bit rate -

### Formatted stream configurations

- Downscaling: Resolution settings: ✓ 4CIF, 2CIF, CIF, QCIF
- Configurable reduction of the frame rate
- Image storage formats available: ✓ Packed: RGB15, RGB16, RGB24, RGB32, YUV422, Y8 ✓ Planar: YUV422PL

## 16 Audio Inputs

- Line-level audio signals
- Fixed sampling rate: 8 kHz
- Audio encoding: ✓ PCM (G.711): μ-law /A-law selectable companding ✓ Bit rate: 64 kbps
- Audio-video synchronization supported by accurate time stamping of audio and video data
- Internal Audio connector: ✓ One 34-pin high-density header, 1.27 mm pitch



# PICOLO V16 H.264™

## 32 Professional I/O Lines and Watchdog Capability

- 16 contact closure inputs
- 16 solid-state relay outputs
- 1 watchdog capability
- Internal I/O connectors
  - ✓ Two 34-pin high-density headers, 1.27 mm pitch
  - ✓ One 4-pin header "WATCHDOG" connector

## Video Connectors for Video In and Out

- One HD44 connector on the bracket
  - ✓ **A Spider Cable** equipped with an HD44M connector and 18 BNC is available separately for a straightforward evaluation of the board.
- 75-Ohm switchable termination resistors
- Internal pin header connectors
  - ✓ 1 "VIDEO IN": 34-pin high-density header, 1.27 mm pitch
  - ✓ 1 "VIDEO OUTPUT & CASCADE": 6-pin header



## Software **DirectShow filters**

### - OS supported: Microsoft Windows

- ✓ 32-bit: Vista®, XP®, Server 2003®
- ✓ 64-bit: Vista 64®, XP x64 Edition®, Server 2003 x64 Edition®

### - Kernel streaming mini driver providing following filters:

- ✓ V16 H.264 Visual Source
- ✓ V16 H.264 Audio Source
- ✓ V16 H.264 Input Line
- ✓ V16 H.264 Output Line
- ✓ V16 H.264 Watchdog
- ✓ V16 H.264 Pass-Through Selector
- ✓ V16 H.264 Board

### - Supported IDE according to the programming language:

IDE	Programming Languages
Microsoft Visual Studio .Net®	C++ and C++/CLI
Microsoft Visual Studio 2005®	C++ and C++/CLI
Microsoft Visual Studio 2008®	C++ and C++/CLI

# Ordering Information

## ORDER CODE

## DESIGNATION

## ORDER CODE

## DESIGNATION

### Video Capture Boards

1155	PICOLO
1401	PICOLO Junior 4
1157	PICOLO Pro 2
1158	PICOLO Pro 3
1402	PICOLO Tymo
1303	PICOLO Tetra
1305	PICOLO Alert
1641	PICOLO Alert PCIe

6001	PICOLO Alert Compact
6003	PICOLO Alert Compact PCIe
1307	PICOLO Diligent
6002	PICOLO Diligent Plus
1644	PICOLO V16 H.264

### Video & I/O Modules

1201	Pro 3 Module
1203	VEB
1202	MIO

America, **Euresys Inc.**  
500 Park Boulevard, suite 525, Itasca, Illinois 60143  
Toll free: 1-866-EURESYS - Phone: 630-250-2300 - Fax: 630-226-1619

Asia, **Euresys Pte. Ltd.**  
627A Aljunied Road, #08-09 BizTech Centre, Singapore 389842  
Phone: +65 6748 0085 - Fax: +65 6841 2137

Japan, **SalesJapan@euresys.com**

Europe, **Euresys s.a., Corporate Headquarters**  
14, Avenue du Pré-Aily, B-4031 Angleur, Belgium  
Phone: +32 4 367 72 88 - Fax: +32 4 367 74 66



[www.euresys.com](http://www.euresys.com)

[info@euresys.com](mailto:info@euresys.com)

Your distributor